

CONSTITUENCY ROAD SAFETY DASHBOARD

This dashboard analyses casualties based on where people live, rather than crash location, allowing the creation of a national index using local population figures. By comparing local figures to national averages, values are created for each constituency. Figures above 100 are higher rate than the Great Britain average and the opposite is true for values below 100. Progress has been measured by comparing results from 2011 to 2013 with those between 2014 and 2016, then measuring the difference versus the national average. The headline figures are for casualties Killed or Seriously Injured (KSI), individual road users analyses are for all casualties, regardless of severity. Full details are available via the dashboard link at the bottom of the page.

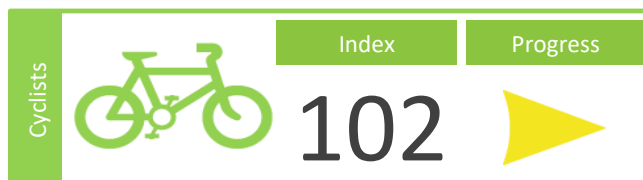
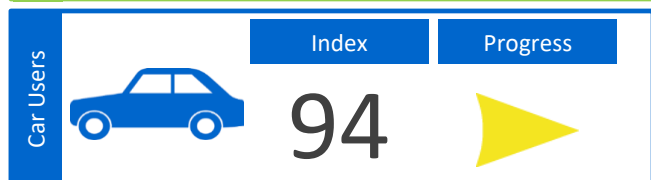
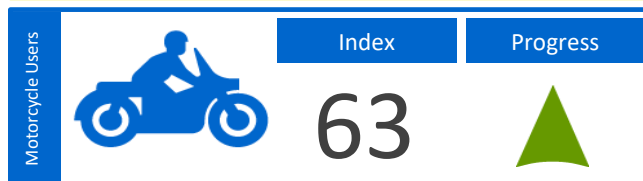
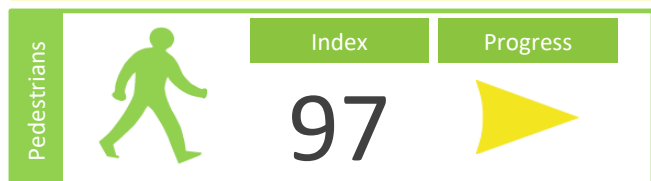
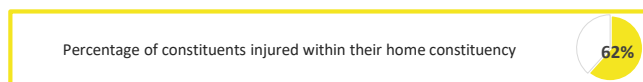
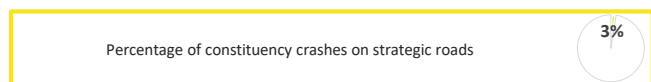
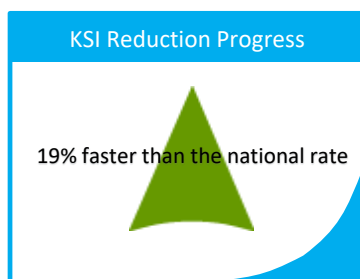
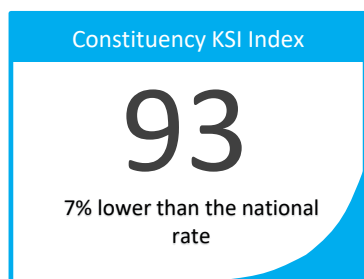
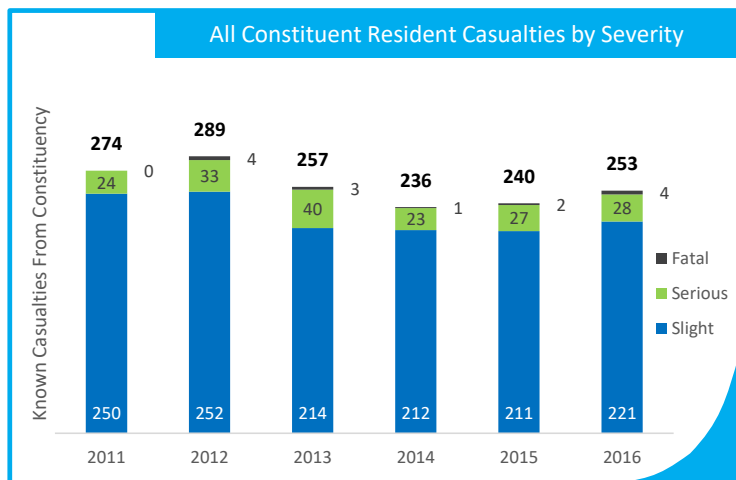


Constituency: **Darlington**

Current MP: **Jenny Chapman**

Population: **91,034**

direct line



To explore local results in more detail visit www.pacts.org.uk/dashboard

The Parliamentary Advisory Council for Transport Safety (PACTS) is a registered charity. Its charitable objective is "To protect human life through the promotion of transport safety for the public benefit".

Information derived from Department for Transport STATS19 statistics between 2011 and 2016 analysed by Agilysis Limited.